

# THE ROYAL BLUE OVERDRIVE BY MAD PROFESSOR

The Royal Blue Overdrive by Mad Professor offers a really wide range of dirt from clean boost/EQ to distortion. Filtering is limited on the overdrive to provide transparent tone that you can tailor with the Treble and Bass knobs.

Also the pedal has one of a kind touch sensitivity. In another words Royal Blue Overdrive lets you determine the amount of breakup by how hard you strike the strings with your pick, and/or by adjusting the volume knob on your guitar.

(Important: For best results you should not use a buffered pedal between your instrument and the Royal Blue OD.)

And like all the other pedals from Mad Professor, Royal Blue Overdrive comes in a small footprint.

**Here are a few settings for you to try out:**

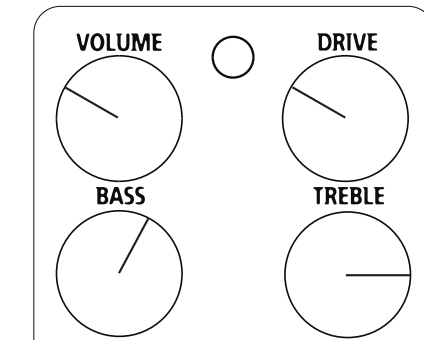
## Bright and Mild Overdrive:

- Volume: ten o'clock
- Drive: ten o'clock
- Bass: one o'clock
- Treble: three o'clock

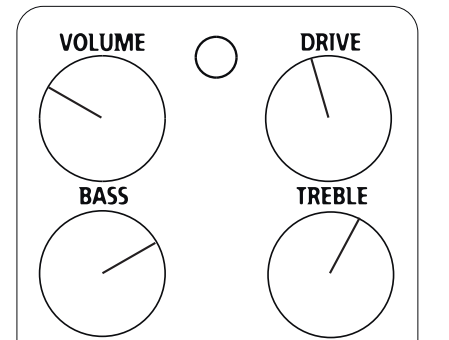
## Fat Blues Drive:

- Volume: ten o'clock
- Drive: eleven thirty
- Bass: two o'clock
- Treble: one o'clock

## Bright and Mild Overdrive



## Fat Blues Drive



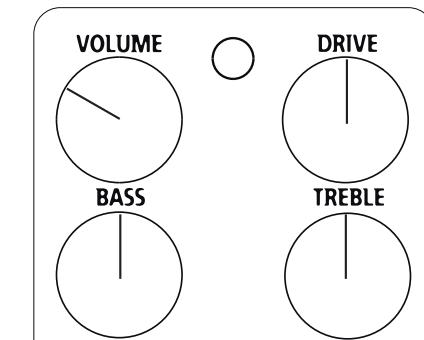
## Old School Rock:

- Volume: ten o'clock
- Drive: twelve o'clock
- Bass: twelve o'clock
- Treble: twelve o'clock

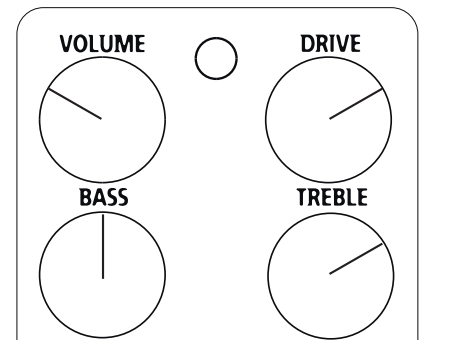
## Rock Crunch:

- Volume: ten o'clock
- Drive: two o'clock (for leads try to crank the drive, especially with a single coil guitar)
- Bass: twelve o'clock
- Treble: two o'clock

## Old School Rock



## Rock Crunch



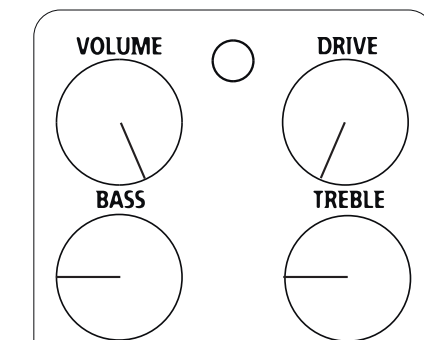
## Mid Heavy Boost:

- Volume: All the way CV
- Drive: All the way CCV
- Bass: nine o'clock
- Treble: nine o'clock

## Mid Scooped Boost:

- Volume: All the way CV
- Drive: All the way CCV
- Bass: three o'clock
- Treble: three o'clock

## Mid Heavy Boost



## Mid Scooped Boost

