


BLACK COUNTRY CUSTOMS

HANDCRAFTED IN THE UK



MONOLITH

MONOLITH

## INTRODUCTION

The Black Country Customs range of guitar pedals are born out of the desire to achieve the best guitar tone possible.

The result of hours of dedicated testing and listening, each Black Country Customs pedal is built using the highest quality components and engineered to last a life time on your board.

## WHAT IS THE “MONOLITH”

Designed to give the player total command and control over a spectrum of different gains and harmonic distortions from Classic fat rock tones, to jangly indie lines and everything in between.

The MONOLITH delivers expressive gain even at low levels.

With a very pleasing dynamic response to pick attack the harder you dig, the more expressive it gets. Even at high gain levels, when you hit it hard you can still hear every note of big chords and the nuances of intricate lead lines.

## FEATURES

Each of the BCC pedals have been designed to incorporate features that really matter :-

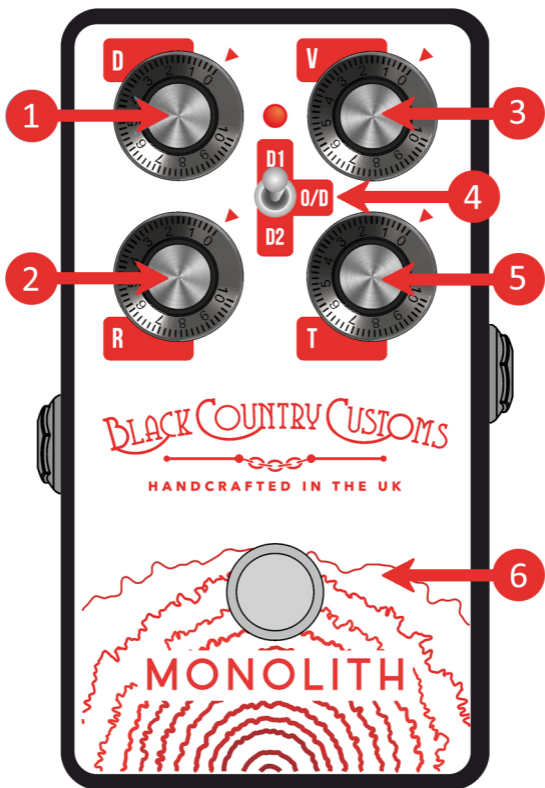
- Transparent fully buffered operation at all times.
- Super high output drive provides an excellent interface between guitar and effects pedals/amp.
- Much reduced cable loss.
- Consistent guitar volume performance at all settings.
- Signal phase integrity.
- Excellent consistent load for passive Volume pedals.
- Ultra-low noise circuitry.
- Tri-coloured LED showing mode of operation.
- Silent switching.
- Low battery consumption.

## LAYOUT

The layout of your pedal has been ergonomically designed by players, for players, to give you control over all the features you need, quickly and effectively.

The following pages will give you an insight into how the controls on the MONOLITH work and interact with each other.

## FEATURES



## CONTROLS

1

### DISTORTION

Sets the amount of Distortion and sustain available. The MONOLITH is dynamic and expressive and responds to your pick attack. As you dial in more gain you get more compression and sustain.

2

### RANGE

Adjusts the low-end content before distortion is added to the signal. Using the Range control allows you to tighten up the bottom end of your tone and cleans up muddy sounding pickups and high gain settings.

0 = Full range

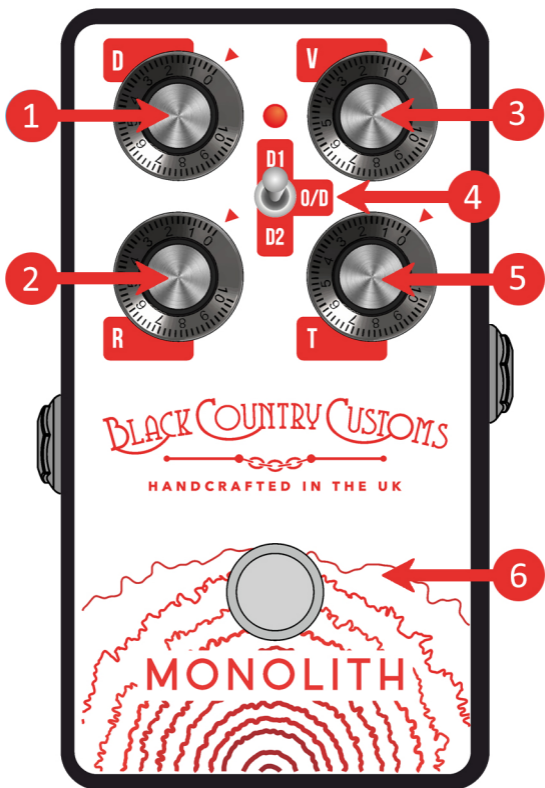
10 = most low-end reduction

3

### VOLUME

Adjusts the output level to balance sounds or push an amplifier harder into natural distortion with a lower level of distortion dialled in.

## FEATURES





## CONTROLS

4

### MODE

The MONOLITH can be configured to run in 1 of 3 modes available

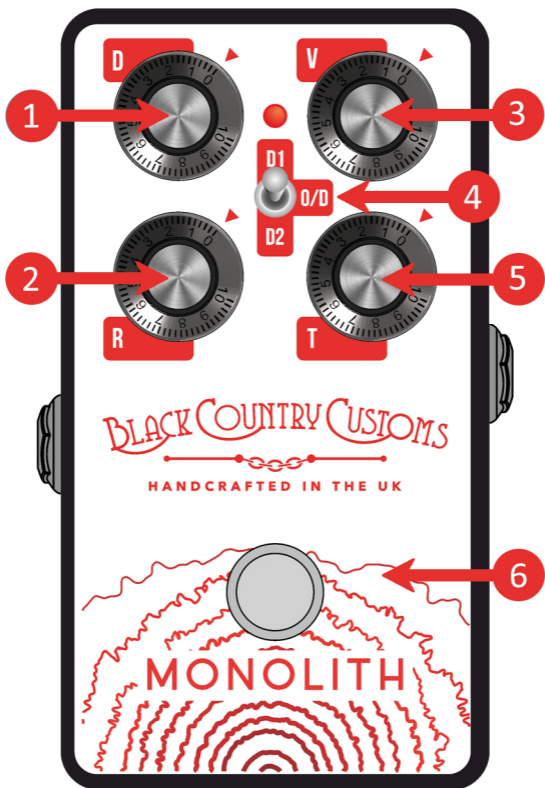
#### Mode D1 - Orange LED

Heavily compressed distortion, smooth sounding without loss of definition. For players who like a more compressed sound.

#### Mode D2 - Blue LED

A soft compressed distortion.  
A more expressive distortion with adaptive, even harmonics at lower guitar levels. Allows you to “dig” more into the note and runs less hard compression.

## FEATURES



## CONTROLS

4

### MODE cont.

Mode O/D - Purple LED.

A more traditional overdrive distortion. Good for boosting your overall sound level or pushing the front end of tube amps harder.

Very little compression in this mode so your amplifier or following effects will do most of the tonal colouration for you.

5

### TONE

Adjusts the overall tonal response of the pedal from smooth and warm all the way to bright and cutting lead tones.

6

### FOOTSWITCH

Engages the MONOLITH.

## OPERATION

Install a good quality 9V battery into the pedal by unscrewing the base of the pedal and fitting the battery securely to the battery connector and then replace the base of the pedal. Do not use excessive force to tighten up the 4 base plate screws as this could damage the screws.

When not in use it is always a good idea to remove the input jack from your pedal to prevent any unwanted battery power loss.

Caution - when you do not intend to use the pedal for a long period of time, it is always advisable to remove the battery to prevent current loss and battery leakage.

Alternatively - and highly recommended is the use of an external good quality AC 9V PSU.

## SPECIFICATIONS

**Model :** Monolith

**FX Type :** Distortion

**Input Impedance :** 1M $\Omega$

**Output Impedance :** 100 $\Omega$

**Recommended Minimum Load Impedance :** 10K $\Omega$

**Power Supply :** Regulated 9V DC PSU (Not Included), centre negative, 2.1x10mm connector type Internal 9V PP3 battery included (alkaline recommended)

**Current Consumption :** 10mA

**Battery Life :** 30 hours – this will vary on use and selected battery

**Unit Dimensions :** 58.5 x 74 x 121.55mm,  
2.3" x 2.9" x 4.8"

**Net Weight :** 0.38Kg, 0.8lbs

**Carton dimensions :** 78.5 x 114.5 a 158mm,  
3.1" x 4.5" x 6.2"

**Gross Weight :** 0.6Kg, 1.3lbs

## NOTES



BLACK COUNTRY CUSTOMS™



HANDCRAFTED IN THE UK